

HT-580AET

Active ETH Gateway
AX10800 Tri-Band WiFi6E

HEIGHTS

Access

10G Active ETH

Plume HomePass

Home WiFi

Cyber

Parental

Speed checker


Home Management

WiFi 6E

2.4G 4X4

5G 4X4

6G 4X4



Product Specifications




Wireless Features.

Wireless Standard	802.11 a/b/g/n/ac/ax
Wireless Signal Rates	Up to 10.8 Gbps
2.4GHz Band	4x4 11ax up to 1.2 Gbps
5GHz Band	4x4 11ax up to 4.8 Gbps
6GHz Band	4x4 11ax up to 4.8 Gbps
Operating Mode	Auto by default
Wireless Communication	Enable
Wireless Security	WPA, WPA2 and WPA3
Auto channel selection	Supported
Single SSID	Supported
Steering	Band & Client steering
Security	Enabled
SSID Broadcast Control	Enabled
Transmission speed	Wireless Auto



Network Features.

Active ETH	10Gbps link speed
PPPoE, DHCP, static IP connectivity	WAN connectivity on DHCP by default
NAT	Supported
MultiRangePort Forwarding Virtual server, special Application & DMZ host	Supported
DHCP Server	Supported
UPnP, DDNS	Supported
MAC Address Cloning	Supported
IGMP Snoop	Supported
QoS Traffic Control (IP)	Supported
DNS Relay	Supported
Café-style guest network	Supported



Smart Led.

Red	Boot or network fail
Blue	ready to install
White	Internet access
Green	Internet access without WiFi connectivity



Security Features.

NAT for basic firewall support	Supported
Packet filtering firewall	Supported
Password authentication to gateway	Supported



System Features.

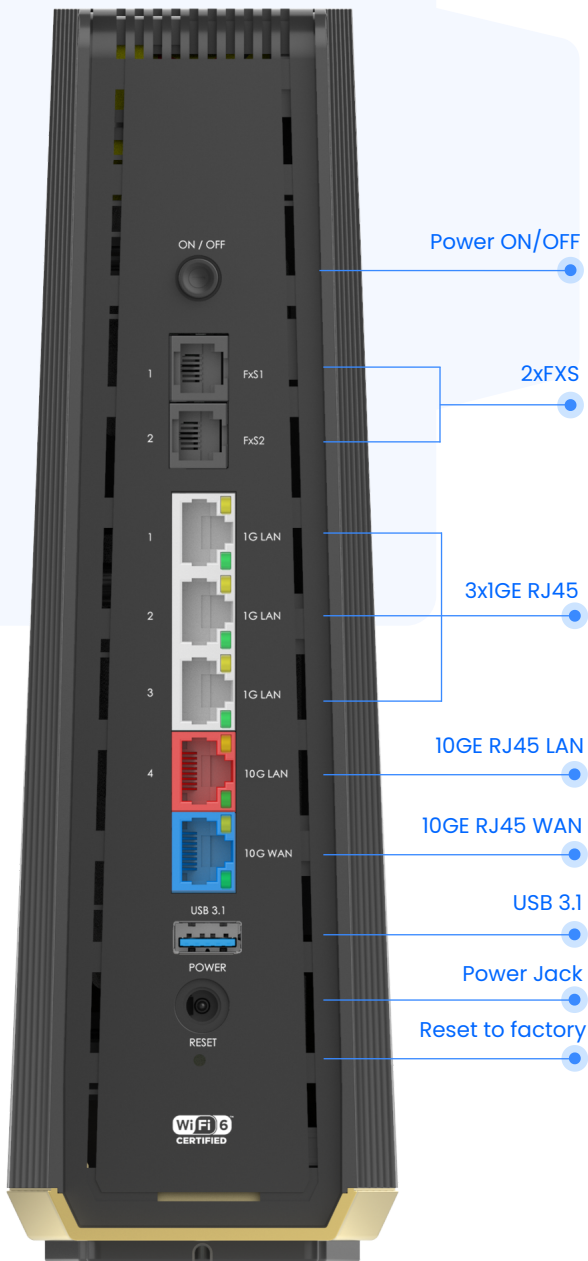
Configuration download / upload	Supported
Telnet / SSH	Supported
SNTP	Supported
Remote & Web management	Supported
Self-Healing	Supported
TR-069 / TR-181	Supported
Echo mode (wireless switch schedule)	Supported



Physical Features.

Interface	WAN, Ethernet, FXS, Power, USB3.1
Power Supply	12V 3.5A DC
Button	Reset, Power On/Off, WPS, WiFi On/Off
Dimension	78mm x 203mm x 245mm
Operating Temperature	0° C ~ 40° C
Operating Humidity	10% ~ 90%, noncondensing
Storage Temperature	-20° C ~ 70° C
Storage Humidity	5% ~ 90%, noncondensing

Interface.



WPS Button

WiFi ON/OFF

